



PVC Louver Door Inserts

Pro-Kay's louver inserts bring ventilation without sacrificing privacy. Using a custom designed extruded PVC louver blade, Pro-Kay's louver allows for maximum ventilation while using a classic style.




Frame

- PVC construction
- Flush profile



Louver Blades

- Extruded PVC
- One directional for rapid ventilation
- Blades overlap for privacy



Features

- Fiberglass insect screen
- Screw hole cover plugs



Special Order Size 20 x 80

BHIDoors

phone 1-800-966-7753 fax 813-977-5632
orders@bhitampa.com
www.bhiflorida.com

PVC LOUVER DOOR INSERTS

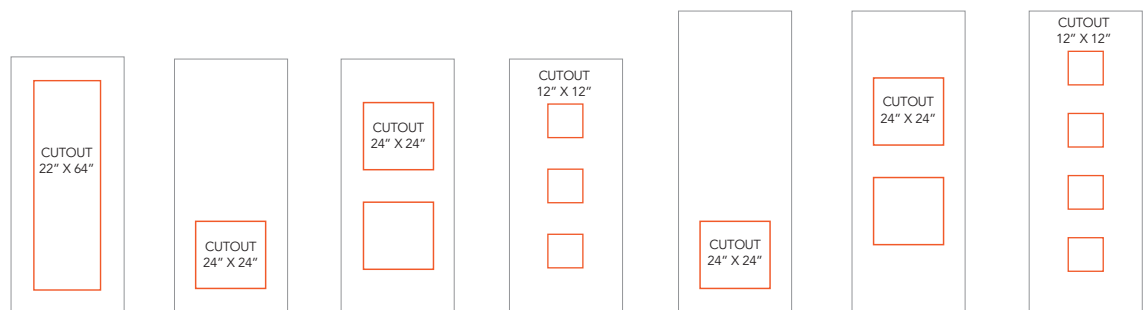
IN STOCK SIZES FOR 1-3/4" DOORS

Louver and Cut-out Sizes:

Part Number	Cut Out Size	Louver Size
PVC2264FS134	22" x 64"	21-3/4" x 63-3/4"
PVC1212FS134	12" x 12"	11-3/4" x 11-3/4"
PVC2424FS134	24" x 24"	23-3/4" x 23-3/4"

Designed with a simple 2-piece inner and outer frame set, our louver is made to install similarly to door glass insert. All inserts come standard with a built-in fiberglass insect screen and come packaged with installation screws and screw hole plugs.

Louvered door inserts are designed to cutout and install like a doorlite for flush and paneled doors.

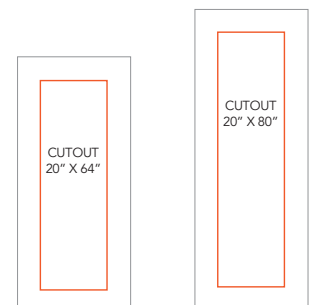


SPECIAL ORDER SIZES FOR 1-3/4" DOORS

Available in custom sizes and for interior 1 3/8" doors.

Louver and Cut-out Sizes.

Part Number	Cut Out Size	Louver Size
PVC1848FS134	18" x 48"	17-3/4" x 47-3/4"
PVC2012FS134	20" x 12"	19-3/4" x 11-3/4"
PVC2048FS134	20" x 48"	19-3/4" x 47-3/4"
PVC2064FS134	20" x 64"	19-3/4" x 63-3/4"
PVC2236FS134	22" x 36"	21-3/4" x 35-3/4"
PVC2448FS134	24" x 48"	23-3/4" x 47-3/4"
PVC2565FS134	25" x 65"	24-3/4" x 64-3/4"
PVC2080FS134	20" x 80"	19-3/4" x 79-3/4"



PVC manufacturers void all warranty if not painted with PVC grade paint that has an LRV value of 55 or higher